



Summary Feedback

ST1: Two Year Teaching Programme

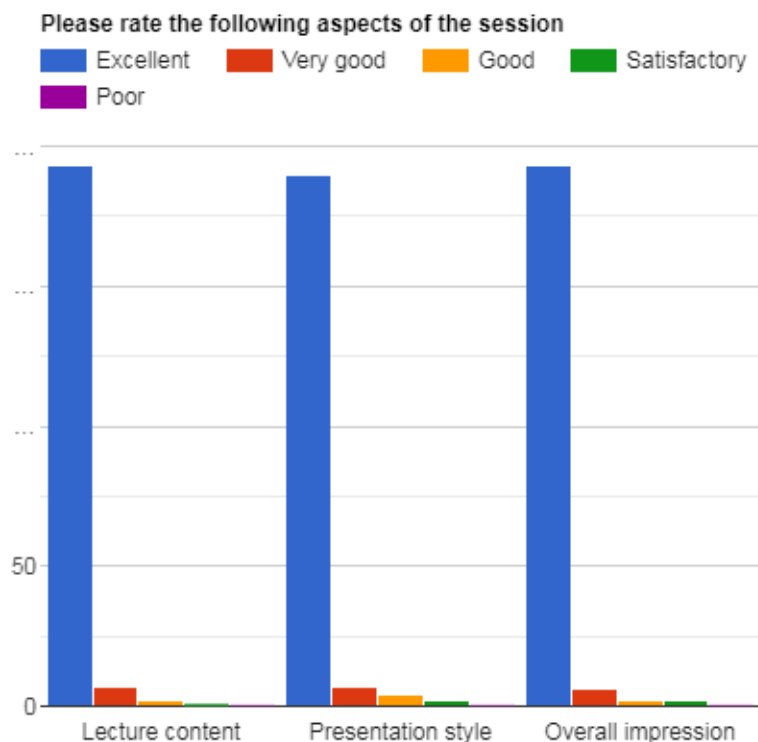
Session 2.14: MSK MRI for FRCR 2B

(a) How to report MRI Foot & Ankle (b) Exam cases viva (16th September 2021)

Delivered By:
(Hifz-ur-Rahman Aniq)

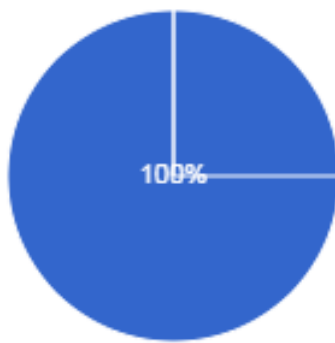
Summary Points:

- ST1-ST4 teaching session 2.14: 3 hours teaching time
- Total Attendees: 434 from 38 Countries (Australia, Bahamas, Bahrain, Bangladesh, Canada, China, Czech Republic, Dominica, Egypt, Ghana, Hong Kong, India, Iraq, Jordan, Kenya, Kuwait, Malaysia, Myanmar, Namibia, Nepal, Nigeria, Oman, Pakistan, Qatar, Saudi Arabia, South Africa, Spain, Sri Lanka, Sudan, Tanzania, Trinidad and Tobago, Turkey, UAE, UK, USA, Yemen, Zambia, Zimbabwe).
- Total feedback received from 203 participants



Did you find it useful
203 responses

● Yes
● No



Testimonials

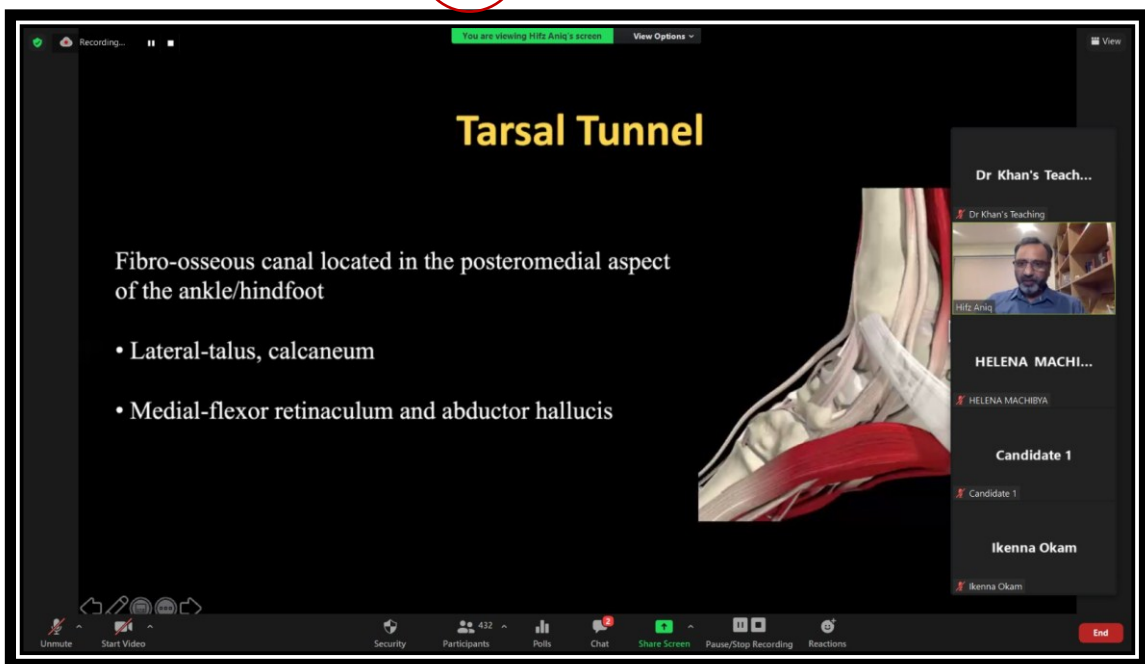
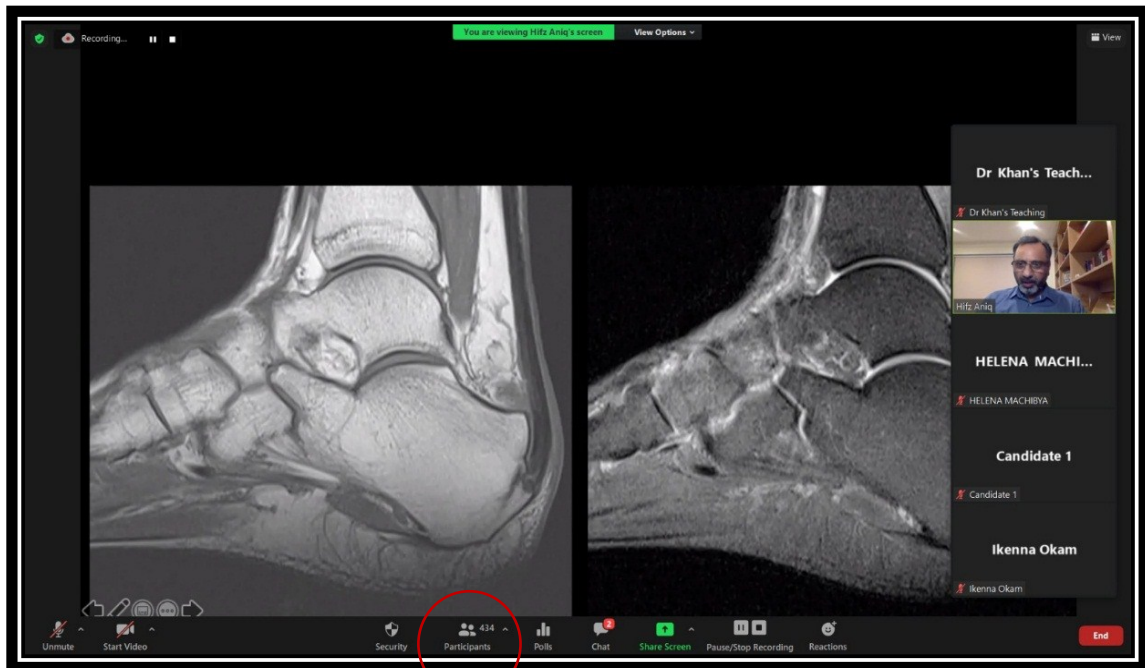
- "Marvelous session as usual from Dr. Aniq who is a star of DKT faculty, Really nice slides, well organized logical presentation, everything was 10/10, Kept to timing well, Gave every viva candidate opportunity to present, nice variety of viva cases shown with key topics for 2b exam" (UK).
- "Exceptional as usual, looking forward to remainder of course for this month. DKT MSK teaching has been the best I have attended anywhere- huge thanks to the amazing and knowledgeable faculty (Saudi Arabia).
- 10/10. Looking forward to the next sessions. DKT plays a huge role in my radiology learning (UK).
- I liked his passion for perfection (India).
- A brilliant and powerful way in clarifying protocol for dealing with ankle MRI cases (Egypt).
- Very useful run through of anatomy at the beginning which was useful for my ST1 part 1 revision. Becoming familiar with the MRI ankle very useful for part 2a (UK).
- Very nice presentation and learning about ankle joints (UK).
- Excellent work Sir, highly obliged (Pakistan).
- Excellent exam preparation. All aspects were covered very nicely (Pakistan).
- Very good (Pakistan).
- Informative (India).
- "Extremely fantastic session on ankle and foot MRI. Great thanks to Dr. Khan" (Sudan).
- Excellent teaching (Pakistan).
- I liked Dr. Aniq's talk and approach (UK).
- Awesome (India).
- Excellent session (Pakistan).
- Thank you Dr. Khan! (UK).

Session 2.14 MSK MRI for FRCR 2B: (a) How to report MRI Foot & Ankle (b) Exam cases viva

- Thankyou sir for such amazing teaching (India).
- "Very useful and thorough review of anatomy, Thanks" (UK).
- It is very valuable (Egypt).
- Very clear teaching (UK).
- "Teaching style was helpful, Good case selection" (Pakistan).
- Great session! (UK).
- Great presentation (Tanzania).
- Good lecture (Algeria).
- Very useful thank you for helping us (Oman).
- Excellent presentation (Pakistan).
- Thanks for your efforts (UK).
- It is best (Pakistan).
- Very valuable learning (Pakistan).
- Very good talk (Oman).
- Thank you to presenter and team (UK).
- It was superb (Pakistan).
- Excellent way of teaching (Yemen).
- Brilliant! (UK).
- Very useful session (UK).
- Thank you as always! (UK).
- Excellent useful teaching (UK).
- Perfect (Pakistan).
- Excellent talk (Pakistan).
- Excellent presentation (Oman).
- Nice (Saudi Arabia).
- Informative (Pakistan).
- Excellent content (Pakistan).
- I have learned a lot from this session (Saudi Arabia).
- Great service by Dr. Khan and his team. Keep it up !
- Extremely useful, helpful and informative (UK).
- All good (UK).
- It was fabulous (Pakistan).
- It's best (India).
- Best session (India).
- Excellent teaching tips (Oman).
- Amazing explanation of anatomy and pathologies (UAE).
- Well organized and rich information (UAE).
- Helping in exam preparation and pertinent to my daily work (UAE).
- Superb Session (Pakistan).
- Good structure (UK).
- Excellent session (Pakistan).
- Excellent anatomy explanation and cases (Tanzania).
- All aspects are valuable (Pakistan).
- Whole of the lecture is valuable (Pakistan).
- Wonderful lecture (Pakistan).
- Very informative and valuable session (Canada).
- Excellent case discussions (Pakistan).

Session 2.14 MSK MRI for FRCR 2B: (a) How to report MRI Foot & Ankle (b) Exam cases viva

- Useful lecture (UAE).
- Very clear lecture (Malaysia).



=====XX=====XX=====